

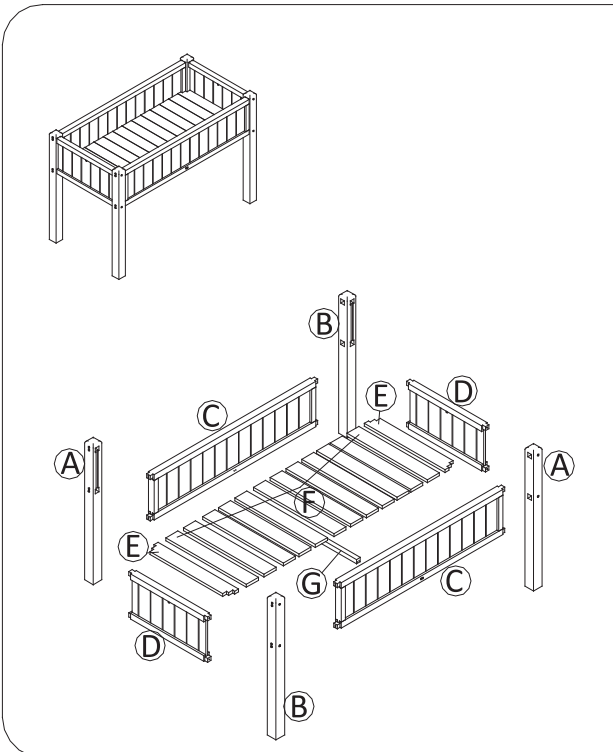


ELEVATED CEDAR GARDEN BED

ARTICLE # 261700 ASSEMBLY INSTRUCTIONS

Model: MA68058

A X 2 	B X 2 	C X 2 	D X 2 	E X 2 	F X 12 	G X 1 	a X 24 	b X 4
							c X 1 	d X 1

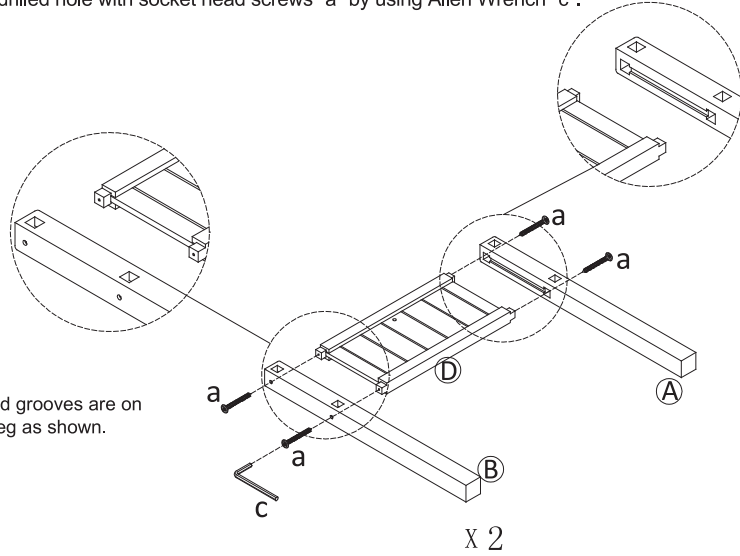


Step-1: SIDE PANELS ASSEMBLY

1. Place the Legs (A, B) and the panel (D) flat on the floor. The two legs with groove side should be facing inward at each other.
2. Connect panel (D) in between the two legs with grooves by inserting the panel's tenon (piece projecting out) into the groove. Push the legs together so legs and panels are tightly connected.
3. Fasten into the pre-drilled hole with socket head screws "a" by using Allen Wrench "c".

⚠ Note: Make sure that the shape of the grooves on the inner surface of the legs as shown.

⚠ Note: Keep in mind grooves are on upper part of the leg as shown.





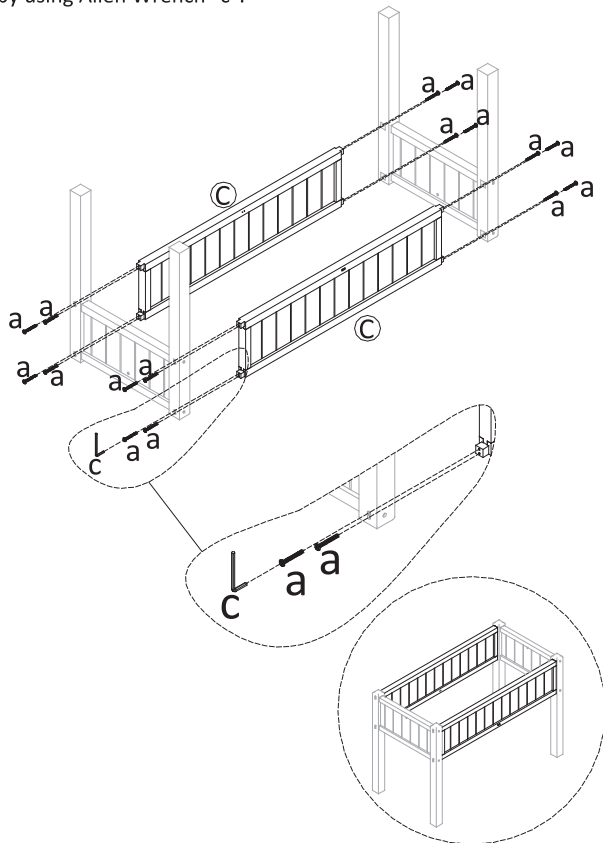
ELEVATED CEDAR GARDEN BED

ARTICLE # 261700 ASSEMBLY INSTRUCTIONS

Model: MA68058

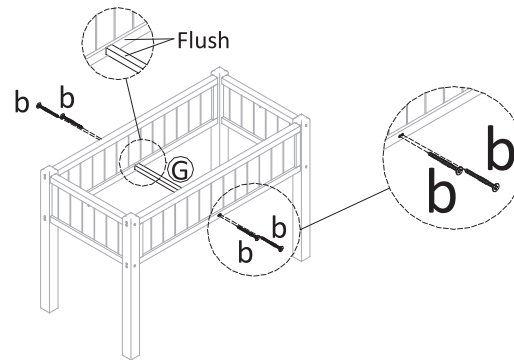
Step-2: FRONT AND BACK PANELS ASSEMBLY

1. With planter top side down, insert Panel (C) tenon into the legs grooves. And pushing the legs inward so that the legs and panel are tightly connected.
2. Fasten into the pre-drilled hole with socket head screws "a" by using Allen Wrench "c".



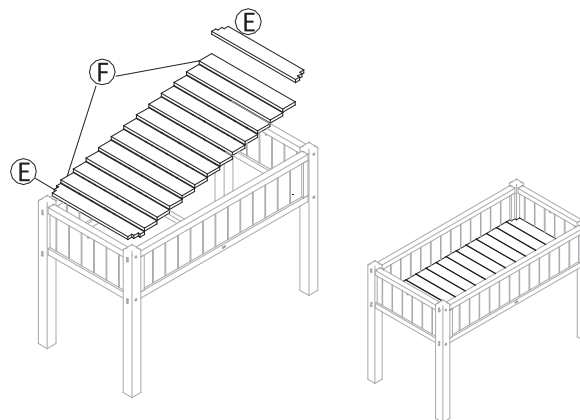
Step-3: CENTER BOTTOM BOARD BRACE

Attach bottom board brace "G" with wood screws "b".



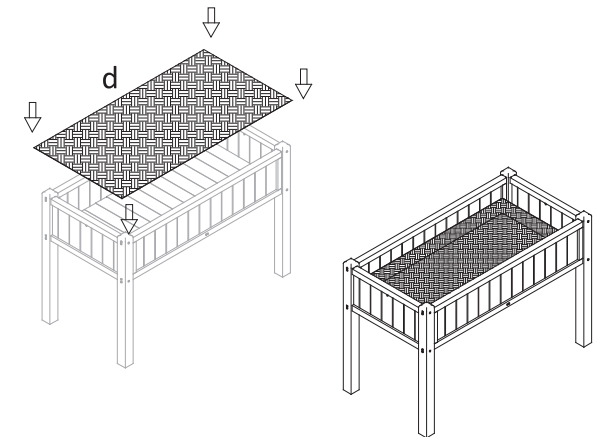
Step-4: BOTTOM BOARDS ATTACHMENT

The garden bed bottom boards are not intended to fit snugly, but should be spaced evenly across the garden bed.



Step-5: LINER

Putting the weed suppressant lining on the bottom boards.



Limited Warranty

Mid America Outdoor Supply (MAOS) carries a limited one-year warranty to the original owner of our products.

Within a 30-day period, MAOS will repair or replace, at MAOS's discretion, any parts found to be missing from or damaged in the original packaging. MAOS can only replace the defective part out of a manufacturer's defect and not seasonal check. Photographs are required for this claim. After the first 30 days, shipping and handling fees will apply.

Under this warranty, there will be a replacement for the defective component of the Garden Bed. All parts are covered by a one year warranty. This guarantee is effective only if the product has been assembled and maintained in accordance with the instructions. This warranty does not cover the cost of labor, expedited freight, commercial use, abuse, accident, modification, the addition of any accessories not sold by MAOS, cosmetic issues such as fading or scratches from normal wear, any other cause not arising from defects in material and product. Minor wood checks, cracks, surface cracks are all natural characteristics of wood and do not affect the structural integrity, and are not covered under warranty.

For warranty service or replacement part information, please visit our website at www.mid-america.biz and submit a request, or send an email to service@mid-america.biz.

Replacement parts are still available for purchase after the warranty expires. Please contact us by email service@mid-america.biz for details.